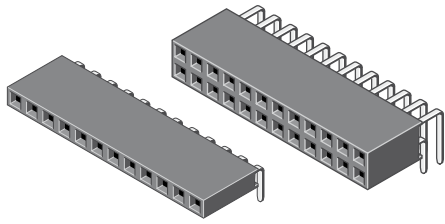


Female Header Right Angled 2,54 mm

Series

095

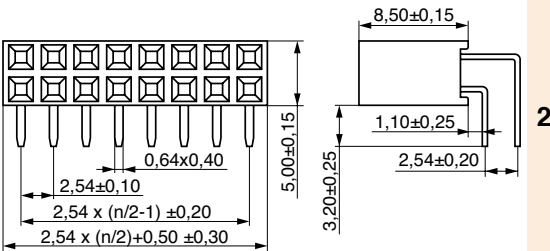
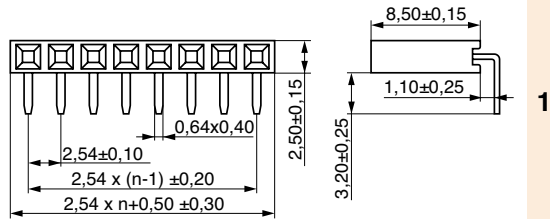


Rated current	3,0 A
Rated voltage	250 V _{RMS} / V _{DC}
	Please consider air- and creepage distances
Withstand voltage	500 V _{RMS} for one minute
Material contact	Phosphor bronze
Material insulator	High temp. thermoplast UL94V-0
Operating temperature	-40°C to +105°C
Max. processing temper.	260°C for 10 seconds

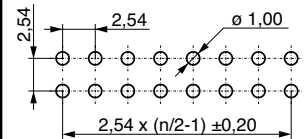
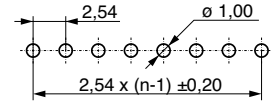
pitch	2,54
termination	
mating pin size	<input type="checkbox"/> 0,64
max. pincount	040 / 080

All dimensions in mm.

Variation



PCB Layout



MPE-Garry GmbH • Schäßlerstraße 13 • 87629 Füssen • Germany • Phone: +49 (0) 83 62 / 91 56-0 • Fax: +49 (0) 83 62 / 91 56-500 • Email: vk@mpe-connector.de • www.mpe-connector.de

Product group
4

Plating:
T = Sn
F = Au
S = Selective Au

* No. of contacts:
Variation 1 = 001 - 040
Variation 2 = 002 - 080

Variation (1,2)

No. of contacts *
(001, ... - 080)

Plating contact (T,F,S)



www.mpe-connector.de

Order code:

095 - 2 - 222 - 0 - N 2 X - B S 0

Mating series	087	089	090	585	088	334	368	296											
see page	3-37	3-38	3-39	3-40	3-41	3-42	3-43	3-53											